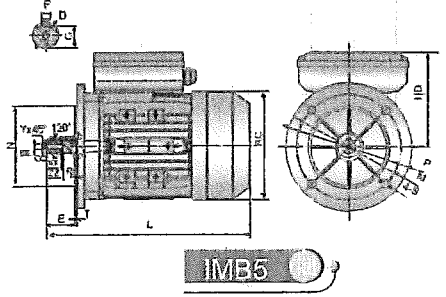
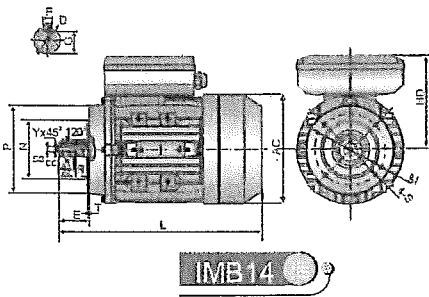
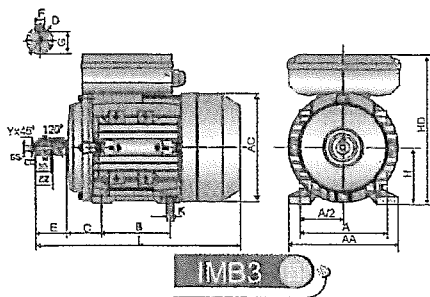



ML

ALUMINUM HOUSING

ML series aluminum housing single-phase dual-capacitor asynchronous motors, with latest design in entirety, are made of selected quality materials and conform to the IEC standard. ML motors have good performance, safety and reliable operation, nice appearance and, can be maintained very conveniently, while with low noises, little vibration and at the same time of lightweight and simple construction. The composite performance is good, the multiple of starting torque is 1.8~2.5.

These series motors are suitable for the occasion where the requirements of big starting torque and high over load, such as air-compressors, pumps, fans, medical apparatus and instruments, and many other small machines.



Overall & Installation Dimensions

Frame Size	MOUNTING DIMENSIONS																		OVERALL DIMENSIONS					SHAFT END SCREW DIMENSIONS							
	IMB14												IMB5																		
	A	B	C	D	E	F	G	H	K	M	N	P	R	S	T	M	N	P	R	S	T	AA	AC	AD	HD	L	SS	XX	ZZ	CC	Y
63	100	80	40	11	23	4	8.5	63	7X10	75	60	90	0	M5	2.5	115	95	140	0	φ10	3.0	120	130	179	116	212	M4	10	15	3.3	0.8
71	112	90	45	14	30	5	11	71	7X10	85	70	105	0	M6	2.5	130	110	160	0	φ10	3.5	132	145	194	123	255	M5	12	18	4.2	0.8
80	125	100	50	19	40	6	15.5	80	10X13	100	80	120	0	M6	3.0	165	130	200	0	φ12	3.5	157	165	223	143	290	M6	16	22	5	1
90S	140	100	56	24	50	8	20	90	10X13	115	95	140	0	M8	3.0	165	130	200	0	φ12	3.5	172	185	240	150	335	M8	20	25	6.8	1
90L	140	125	56	24	50	8	20	90	10X13	115	95	140	0	M8	3.0	165	130	200	0	φ12	3.5	172	185	240	150	365	M8	20	25	6.8	1
100L	160	140	63	28	60	8	24	100	12X15	130	110	160	0	M8	3.5	215	180	250	0	φ15	4.0	196	205	260	160	445	M10	22	28	8.5	1.5
112M	190	140	70	28	60	8	24	112	12X15	130	110	160	0	M8	3.5	215	180	250	0	φ15	4.0	222	230	295	183	453	M10	22	28	8.5	1.5

TECHNICAL DATA @230V

Model	Power (kW)	Current (A)	Speed (r/min)	Eff. (%)	Power Factor	Rated Torque (N.M)	Tstart/Tn (Times)	Tmax/Tn (Times)	Starting Current (A)	Run Capacitor (μF/V)	Start Capacitor (μF/V)	Noise dB(A)	W.L. (Kg)
ML631-2	0.18	1.31	2750	65	0.92	0.63	2.5	1.7	8	8 μ F/450V	40 μ F/250V	70	4.2
ML632-2	0.25	1.76	2760	67	0.92	0.87	2.5	1.7	10	10 μ F/450V	50 μ F/250V	73	4.7
ML711-2	0.37	2.42	2780	70	0.95	1.27	2.5	1.7	15	12 μ F/450V	75 μ F/250V	75	5.3
ML712-2	0.55	3.45	2790	73	0.95	1.88	2.5	1.7	20	16 μ F/450V	100 μ F/250V	76	7.4
ML801-2	0.75	4.54	2800	74	0.97	2.59	2.5	1.7	30	20 μ F/450V	100 μ F/250V	76	9.5
ML802-2	1.1	6.45	2810	76	0.97	3.74	2.5	1.7	40	25 μ F/450V	150 μ F/250V	79	11.2
ML90S-2	1.5	8.62	2810	78	0.97	5.10	2.5	1.8	55	40 μ F/450V	150 μ F/250V	84	14
ML90S-2	2.2	12.5	2810	79	0.97	7.48	2.2	1.8	75	50 μ F/450V	250 μ F/250V	84	17
ML100L-2	3.0	16.6	2830	80	0.98	10.12	2.2	2.0	95	60 μ F/450V	400 μ F/300V	88	25
ML112M-2	3.7	20.5	2650	80	0.98	12.40	2.0	2.0	120	60 μ F/450V	500 μ F/300V	90	30.5
ML631-4	0.12	1.04	1350	55	0.91	0.85	2.5	1.6	6	10 μ F/450V	40 μ F/250V	64	4
ML632-4	0.18	1.54	1360	56	0.91	1.26	2.5	1.6	8.5	12 μ F/450V	40 μ F/250V	64	4.8
ML711-4	0.25	1.94	1380	61	0.92	1.73	2.5	1.6	10	14 μ F/450V	50 μ F/250V	66	5.9
ML712-4	0.37	2.80	1380	62.5	0.92	2.56	2.5	1.5	15	16 μ F/450V	75 μ F/250V	68	6.9
ML801-4	0.55	3.80	1400	67	0.94	3.75	2.5	1.7	20	20 μ F/450V	100 μ F/250V	71	9.6
ML802-4	0.75	4.75	1410	73	0.94	5.08	2.5	1.7	30	25 μ F/450V	150 μ F/250V	71	10.8
ML90S-4	1.1	6.76	1410	74.5	0.95	7.45	2.2	1.8	40	30 μ F/450V	150 μ F/250V	74	13.5
ML90L-4	1.5	9.03	1420	76	0.95	10.09	2.2	1.8	55	40 μ F/450V	200 μ F/250V	79	16.5
ML100L1-4	2.2	12.6	1430	78	0.97	14.69	2.2	1.8	75	50 μ F/450V	300 μ F/250V	79	24
ML100L2-4	3	17.0	1440	79	0.97	19.90	2.2	1.8	95	60 μ F/450V	400 μ F/250V	83	30
ML112M-4	3.7	20.7	1440	80	0.97	24.54	2.0	2.0	120	60 μ F/450V	500 μ F/250V	86	36